

6

AFFIDAVIT SUBMITTED BY

Jane McCollum

Chief Deputy Treasurer

NAVARRO COUNTY TREASURER

STATE OF TEXAS


COUNTY OF NAVARRO

Before me, the undersigned authority, on this day personally appeared the following named persons, and after being duly sworn, deposes and says: Honorable H. M. Davenport, Jr., County Judge, Honorable Jason Grant, Commissioner Pct. 1, Honorable Eddie Perry, Commissioner Pct. 2, Honorable Eddie Moore, Commissioner Pct. 3, and Honorable James Olsen, Commissioner Pct. 4.

I, Jane McCollum, Navarro County Chief Deputy Treasurer, on this 22nd day of March, 2021 present to the Navarro County Commissioners Court the revised Monthly Financial Report for the month ending on February, 2021 for the court to review and approve. This report is in compliance with section 114.026 of the Local Government Code, so therefore we hereby execute this affidavit for publication.

With this signed affidavit, We the Commissioners Court, state that the requirements of Subsection (C) have been met with the examination of this report.

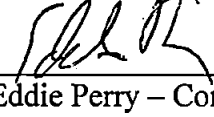
Signed and executed this 22nd day of March, 2021.




H. M. Davenport Jr. – County Judge



Jason Grant – Commissioner Pct 1



Eddie Perry – Commissioner Pct 2




Eddie Moore – Commissioner Pct 3




James Olsen – Commissioner Pct 4

SWORN AND SUBSCRIBED TO BEFORE ME, this 22nd day of March, 2021 by H. M. Davenport, Jr., Jason Grant, Eddie Perry, Eddie Moore, and James Olsen, in their official capacities as the members of the Navarro County Commissioners Court.



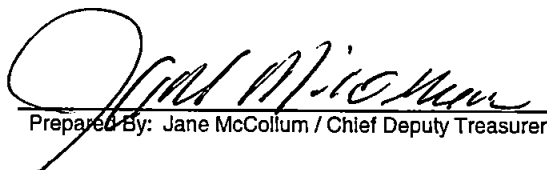
Sherry Dowd – Navarro County Clerk



**NAVARRO COUNTY, TEXAS
REPORT OF CASH AND INVESTMENTS
FOR THE MONTH OF FEBRUARY, 2021**

FUND	BEGINNING BALANCE	RECEIPTS	BANK INTEREST	DISBURSEMENTS	ENDING BALANCE	TEX POOL BEGINNING BAL	TEX POOL DEPAWD	TEX POOL INTEREST	TEX POOL ENDING BAL	TOTAL
GENERAL	7,042,609.92	7,857,638.44	6,253.11	2,350,316.54	12,556,184.93	884,412.92	-	66.02	884,478.94	13,440,663.87
COMMUNITY SUPERVISION	146,415.32	47,187.25	80.12	85,133.56	108,549.13	97,885.07	-	7.29	97,892.36	206,441.49
JUVENILE PROBATION	72,224.80	26,267.08	40.24	29,075.74	69,456.38	11,023.66	-	0.84	11,024.50	80,480.88
FLOOD CONTROL	1,633,908.36	121,223.52	866.37	3,000.00	1,752,998.25	2,271.24	-	0.28	2,271.52	1,755,269.77
ROAD & BRIDGE - PCT 1	437,968.17	424,042.80	362.47	333,270.23	529,103.21	32,763.52	-	2.44	32,765.96	561,869.17
ROAD & BRIDGE - PCT 2	142,164.80	424,042.79	236.26	119,468.36	446,975.49	81,248.84	-	6.05	81,254.89	528,230.38
ROAD & BRIDGE - PCT 3	1,023,089.58	424,042.80	828.78	245,753.81	1,202,007.55	69,504.44	-	5.18	69,509.62	1,271,517.17
ROAD & BRIDGE - PCT 4	933,117.80	424,506.19	624.94	131,000.31	1,227,248.62	80,470.77	-	6.00	80,476.77	1,307,725.39
H.I.D.T.A.	27,402.46	280,324.41	13.71	280,324.41	27,416.17	-	-	-	-	27,416.17
H.I.D.T.A. SEIZURE	31,725.52	-	15.82	-	31,741.34	1,785.66	-	0.03	1,785.69	33,527.03
DEBT SERVICE	529,118.38	61,279.16	146.76	446,925.00	143,619.30	2,295.11	-	0.28	2,295.39	145,914.69
CAPITAL PROJECTS	3,548.56	-	1.77	-	3,550.33	10,874.94	-	0.84	10,875.78	14,426.11
SHERIFF STATE SEIZURE	83,053.06	-	41.41	-	83,094.47	54.05	-	-	54.05	83,148.52
DISTRICT ATTY FORF	103,025.26	-	52.21	465.81	102,611.66	118,233.80	-	8.83	118,242.63	220,854.29
HEALTH INSURANCE	356,902.51	291,334.98	198.58	5,036.41	643,399.66	12,590.74	-	0.88	12,591.62	655,991.28
ECONOMIC DEVELOPMENT	-	-	-	-	-	2,262.39	-	0.28	2,262.67	2,262.67
TRUST	1,327,049.90	80,170.71	694.24	83,397.57	1,324,517.28	275,981.19	-	20.61	276,001.80	1,600,519.08
LAKE TRUST	242.05	-	0.12	-	242.17	100,221.67	-	7.49	100,229.16	100,471.33
REVOLVING & CLEARING	2,149,492.46	8,652,373.31	1,234.34	8,676,081.93	2,127,018.18	804.17	-	-	804.17	2,127,822.35
PAYROLL FUND	15,756.64	849,085.63	38.80	849,085.63	15,795.44	-	-	-	-	15,795.44
DISBURSEMENT FUND	100,285.57	3,386,524.80	361.61	3,387,432.23	99,739.75	-	-	-	-	99,739.75
2014 GO BONDS	101,655.65	-	50.69	-	101,706.34	-	-	-	-	101,706.34
SPECIAL REVENUE	738,359.95	-	362.79	23,964.96	714,757.78	-	-	-	-	714,757.78
SHERIFF FED SEIZURE	659,129.87	14,914.74	333.44	-	674,378.05	-	-	-	-	674,378.05
ELECTION CONTRACT	192,828.56	24,998.75	105.80	-	217,933.11	-	-	-	-	217,933.11
TOTAL	17,851,075.15	23,389,957.36	12,744.38	17,049,732.30	24,204,044.59	1,784,684.18	-	133.34	1,784,817.52	25,988,862.11

	CURRENT MONTH	YTD
INTEREST EARNED:	12,877.72	51,036.75


Prepared By: Jane McColium / Chief Deputy Treasurer

3/17/2021
Date